

# Demonstration



# INTRODUCTION



❑ **The demonstration method is important method of teaching in nursing.**

❑ **The demonstration method teaches by exhibition and explanation.**

❑ **It trains, explains the student in the art of careful observation.**

# Definition

**It is a teaching strategy refers to the visual presentation of the action and activities or practical work related to the facts and principles of a delivered lesson by teacher in the classroom, aiming to facilitate the task of teaching and learning.**

# ESSENTIAL POINTS OF DEMONSTRATION



- **How**
- **Why**
- **What**
- **When**
- **Where**
- **Whom**





# Advantages




# ADVANTAGES

- It provides the opportunity for observational learning.
- The demonstration method is universal appeal because it is understandable to all.
- The demonstration method is adaptable to both group and individual teaching.



# ADVANTAGES CONTD....



○ It activates several senses, it increases learning, because more senses are used.

○ It clarifies the underlying principles by demonstrating the “why” of the procedure.



○ Return demonstration by the student under supervision of the teacher provides an opportunity for well directed practice.





# ADVANTAGES

## CONTD.....


○ It correlates theory with practice.



○ It gives the teachers opportunity to evaluate the student's knowledge of a procedure, and to determine whether reteaching is necessary.



○ It points out that the students must have knowledge and must be able to apply immediately.





**USES  
OF DEMONSTRATION  
METHOD**

# USES OF DEMONSTRATION METHOD

- To demonstrate the experiments or procedures and the use of experimental equipments in the laboratory, classroom and the ward.
- To review or revise procedures to meet a special situation or to introduce a new procedure.
- To teach the patient a procedure or which he must carry out in the home.





# USES CONTD.....

- To demonstrate a procedure at the bedside or in the ward conference room.
- Demonstration of a procedure in its natural settings has more meaning(e.g. in ward on patients)than when carried out in artificial environment(e.g.in classroom)
- To demonstrate different approaches in establishing rapport with patients, so that the most effective nurse patient relationship may be established.







**ESSENTIAL  
CHARACTERISTICS  
OF GOOD  
DEMONSTRATION**



# Essential characteristics'

- Every step of well conducted demonstration should be understandable and exemplary of the best possible procedure, which might be used under the same circumstance.
- It should allow sufficient time for reflective and critical thought as the demonstration proceeds.
- Applied principles in demonstration method performed by both the teacher and the student.



# Contd.....

- ❑ The demonstrator should understand the entire procedure before attempting to perform for others.
- ❑ All equipment should be assembled and pretested before the demonstration takes place.





# Contd.....

## Advance knowledge

- The group as well as the demonstrator should have advance knowledge of the general procedure to be followed in the demonstration.
- ❑ Otherwise the students attention will not be focused on the procedure
- ❑ Her mind will be distracted by questions relating to the performance
- The student should receive specific instructions about everything, from the apparatus to the demonstrator and the method she will use






# Essential characteristics contd

## Running comments

- The person in charge of the demonstration should accompany it with running comments relative to materials used, amounts necessary, processes taking place and anticipated results.
- The commentary should be limited to essential facts.
- If an actual patient is used in the demonstration, explanatory and comments must be regulated accordingly.



# CONTD.....

- The setting for the demonstration should be true to life as possible.



- A discussion period should always follow the demonstration. This affords an opportunity for reemphasis, questioning, recall, and summary while the procedure is still fresh.



- Mimeographed directions should be distributed before demonstrating a nursing procedure.

# TYPES OF DEMONSTRATION

*Lecture  
Demonstration*



*Television-Lecture  
Demonstration*



Nurse Taylor celebrated her  
in-existent pay rise with  
legislative Cuban



# Types Of Demonstration Contd....

## Lecture Demonstration

- ❑ Lecture demonstration is a combination of the lecture and the demonstration.
- ❑ Its purpose is to point out relationships as they occur during a demonstration.
- ❑ These may be in explanation of structure or steps of a procedure.
- ❑ This method is extensively used in teaching sciences and nursing subject.



# TYPES CONTD.....

## *Television-Lecture Demonstration*

- ❑ This method is used most frequently in T.V teaching.
- ❑ T.V lectures is more exciting than the regular classrooms.
- ❑ In this photography and the audio tapes are combined .

# Television lecture demonstration contd.....

- ❑ **Scripts have to be prepared and rehearsal to ensure proper use of time and photography.**
- ❑ **Television lecture should not be simply a talking lecture; it should make wide use of all kinds of illustrative materials.**





**DISADVANTAGES OF  
DEMONSTRATION  
METHOD**

# DISADVANTAGES

1. Number of students is limited.
2. Keeps the students in a passive situation. offers little possibility of checking the learning process.
3. Does not allow for individual paces of learning.
4. High cost of personnel and time.
5. Difficulty in repeating demonstration in order to acquire competence.





## **CONTD.....**

- 6. It requires competent teachers well acquainted with the theoretical concepts and their related practical demonstration.**
- 7. Demonstration if not tackled properly may lead in wastage of time and energy of the students and the teachers.**



# Summerization



- Definition
- Advantages
- Uses
- Essential characteristics
- Types
- Disadvantages

# REFERENCES

- **B. Sankaranarayan. Learning and Teaching Nursing. Edition Third. Published by Brain fill: 141-143.**
- **K.P. Neeraja. Textbook of Nursing Education. Sixth Edition. Published By: J.P Brothers: 419-422**
- **Basvanthappa B. T. Textbook of Nursing Education. Edition Second. J.P. Publishers. 346-350**

